

CAPAS E PORCAS

CAPS / TAPAS

ENGATE RÁPIDO UNIVERSAL

QUICK COUPLING
ACOPLAMIENTO UNIVERSAL

CÓDIGO CODE
CÓDIGO

JUNTA DE
BORRACHA
GASKET / ANILLO DE VEDACIÓN

PONTAS UTILIZADAS

SPRAY TIPS USED / BOQUILLAS UTILIZADAS



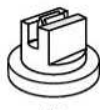
M 223

- CAPA CURTA C/ENGATE RÁPIDO
- SHORT CAP WITH QUICK COUPLING
- TAPA CORTA CON ACOPLAMIENTO RÁPIDO

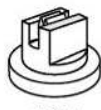
M 217



BD



AD



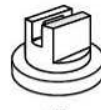
ADGA



TP



TC



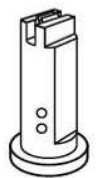
PB



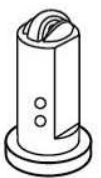
M 224

- CAPA LONGA ENGATE RÁPIDO
- LONG CAP WITH QUICK COUPLING
- TAPA LARGA CON ACOPLAMIENTO RÁPIDO

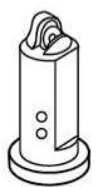
M 217



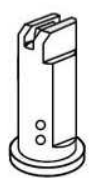
AD-IA



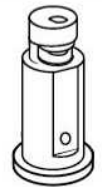
AD-IA/D



ST-IA



PB-IA



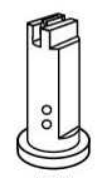
TM-IA



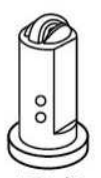
M 231

- CAPA CURTA C/ ENGATE RÁPIDO
- SHORT CAP WITH QUICK COUPLING
- TAPA CORTA CON ACOPLAMIENTO RÁPIDO

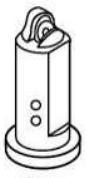
M 217



AD-IA



AD-IA/D



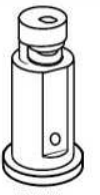
ST-IA



AD-D



ST



TM-IA



DEFLETOR



M 232

- CAPA CURTA C/ ENGATE RÁPIDO
- SHORT CAP WITH QUICK COUPLING
- TAPA CORTA CON ACOPLAMIENTO RÁPIDO

M 217



MAG



MAG-CH



CV-IA



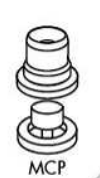
DDC



CH-100



MGA



MCP



M 233

- CAPA CURTA C/ ENGATE RÁPIDO P/DISCO COPO
- SHORT CAP WITH QUICK COUPLING FOR DISC & CORE
- TAPA CORTA CON ACOPLAMIENTO RÁPIDO PARA DISCO & NUCLEO DE TURBULENCIA

M 217



DCR



M 270

- CAPA CEGA C/ ENGATE RÁPIDO
- BLIND CAP WITH QUICK COUPLING
- TAPA CIEGA CON ACOPLAMIENTO RÁPIDO

M 217



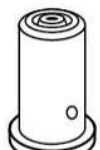
M 273

- CAPA MÉDIA C/ ENGATE RÁPIDO
- MEDIUM CAP WITH QUICK COUPLING
- TAPA MÉDIA CON ACOPLAMIENTO RÁPIDO

M 217



MAG-CH



CV-IA

ENGATE RÁPIDO MOD. JACTO

 QUICK COUPLING - JACTO MODEL
 ACOPLAMIENTO UNIVERSAL MOD. JACTO

CÓDIGO CODE
 CÓDIGO

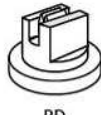
JUNTA DE BORRACHA
GASKET / ANILLO DE VEDACIÓN
PONTAS UTILIZADAS

SPRAY TIPS USED / BOQUILLAS UTILIZADAS

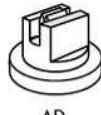

M 219

- CAPA COM ENGATE RÁPIDO MODELO JACTO
- NOZZLE CAP WITH QUICK COUPLING FOR JACTO
- TAPA CON ACOPLAMIENTO RÁPIDO MODELO JACTO

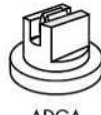
M 216



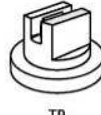
BD



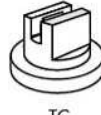
AD



ADGA



TP



TC



PB


M 220

- CAPA CURTA C/ ENGATE RÁPIDO MODELO JACTO
- SHORT CAP WITH QUICK COUPLING FOR JACTO
- TAPA CORTA CON ACOPLAMIENTO RÁPIDO MODELO JACTO

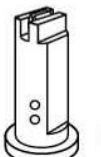
M 216



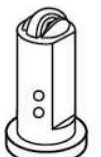
AD-D



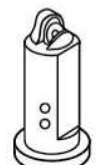
ST



AD-IA



AD-IA/D



ST-IA



TM-IA

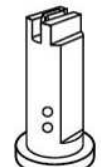


DEFLETOR

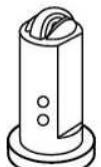

M 221

- CAPA LONGA COM ENGATE RÁPIDO MODELO JACTO
- LONG CAP WITH QUICK COUPLING FOR JACTO
- TAPA LARGA CON ACOPLAMIENTO RÁPIDO MODELO JACTO

M 216



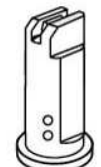
AD-IA



AD-IA/D



TM-IA



PB-IA


M 234

- CAPA CURTA ENGATE RÁPIDO MODELO JACTO
- SHORT CAP WITH QUICK COUPLING FOR JACTO
- TAPA CORTA CON ACOPLAMIENTO RÁPIDO MODELO JACTO

M 216



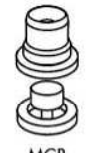
MAG



DDC



MAG-CH



MCP



CH-100

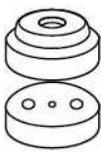


MGA


M 234/1

- CAPA CURTA ENGATE RÁPIDO MODELO JACTO
- SHORT CAP WITH QUICK COUPLING FOR JACTO
- TAPA CORTA CON ACOPLAMIENTO RÁPIDO MODELO JACTO

M 216/1

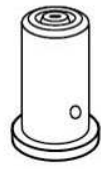


DCR


M 234/2

- CAPA MÉDIA ENGATE RÁPIDO MODELO JACTO
- MEDIUM CAP WITH QUICK COUPLING FOR JACTO
- TAPA MÉDIA CON ACOPLAMIENTO RÁPIDO MODELO JACTO

M 216/1



CV-IA

CAPAS E PORCAS

CAPS / TAPAS

CAPAS DE ROSCA

NOZZLE CAPS WITH THREAD
TAPAS CON ROSCAS

CÓDIGO CODE
CÓDIGO

JUNTA DE BORRACHA
GASKET / ANILLO DE VEDACIÓN

PONTAS UTILIZADAS

SPRAY TIPS USED / BOQUILLAS UTILIZADAS



M 218

- PORCA CURTA COM ROSCA 11/16"
- SHORT NUT WITH 11/16" THREAD
- TUERCA CORTA CON ROSCA 11/16"

M 216
opcional
optional

Todas, exceto MJC e MJE
All except MJC and MJE Series / Todas, excepto las Series MJC y MJE



M 218/2

- PORCA CURTA COM ROSCA 18x1,5mm
- SHORT NUT WITH 18x1,5mm THREAD
- TUERCA CORTA CON ROSCA 18x1,5mm

M 216
opcional
optional


Todas, exceto MJC e MJE
All except MJC and MJE Series / Todas, excepto las Series MJC y MJE



M 218/3

- PORCA CURTA C/ ROSCA 11/16" DISCO COPO
- SHORT NUT WITH 11/16" THREAD FOR DISC & CORE
- TUERCA CORTA CON ROSCA 11/16" PARA DISCO & NUCLEO DE TURBULENCIA

M 216/1



DCR



M 218/4

- PORCA CURTA C/ ROSCA 3/8"
- SHORT NUT WITH 3/8" THREAD
- TUERCA CORTA CON ROSCA 3/8"

M 216/1
opcional
optional

Todas, exceto MJC e MJE
All except MJC and MJE Series / Todas, excepto las Series MJC y MJE



M 800/48

- PORCA C/ ROSCA 11/16" PULVERIZADOR COSTAL
- SHORT NUT WITH 11/16" THREAD FOR BACKPACK SPRAYERS
- TUERCA CORTA CON ROSCA 11/16" PARA PULVERIZADORES DE MOCHILA MANUAL

M 216/1

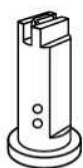
Todos, exceto MJE e MJC
All except MJC and MJE Series / Todos, excepto las Series MJC y MJE



M 222

- PORCA LONGA C/ ROSCA 11/16"
- LONG NUT WITH 11/16" THREAD
- TUERCA LARGA CON ROSCA 11/16"

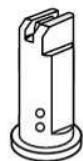
M 216
opcional
optional



AD-IA



TM-IA



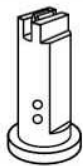
PB-IA



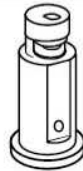
M 222/1

- PORCA LONGA C/ ROSCA 18x1,5mm
- LONG NUT WITH 18x1,5mm THREAD
- TUERCA LARGA CON ROSCA 18x1,5mm

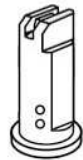
M 216
opcional
optional



AD-IA



TM-IA



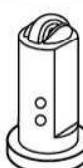
PB-IA



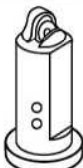
M 230

- PORCA MÈDIA C/ROSCA 11/16"
- MEDIUM NUT WITH 11/16" THREAD
- TUERCA MÈDIA CON ROSCA 11/16"

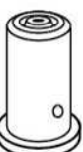
M 216
opcional
optional



AD-IA/D



ST-IA

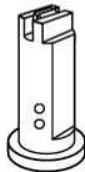


CV-IA

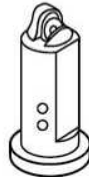


M 268

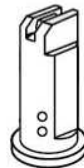
- CAPA LONGA C/ ROSCA INTERNA 1" P/PORTA BICOS JACTO BIJET E QUADRIJET
- LONG CAP WITH 1" INTERNAL THREAD (FOR BIJET AND QUADRIJET JACTO NOZZLES HOLDER)
- TAPA LARGA CON ROSCA INTERNA DE 1" PARA PORTA-BOQUILLAS JACTO BIJET Y QUADRIJET



AD-IA



ST-IA



PB-IA



TM-IA



M 269

- CAPA CURTA C/ ROSCA INTERNA 1" P/PORTA BICOS JACTO BIJET E QUADRIJET
- SHORT CAP WITH 1" INTERNAL THREAD (FOR BIJET AND QUADRIJET JACTO NOZZLES HOLDER)
- TAPA CORTA CON ROSCA INTERNA DE 1" PARA PORTA-BOQUILLAS JACTO BIJET Y QUADRIJET

Todas, exceto MJC e MJE

All except MJC and MJE Series / Todas, excepto las Series MJC y MJE



M 271

- CAPA CEGA C/ ROSCA 11/16"
- BLIND CAP WITH 11/16" THREAD
- TAPA CIEGA CON ROSCA 11/16"

M 216
opcional
optional



M 272

- CAPA C/ ROSCA 11/16"
- NOZZLE CAP WITH 11/16" THREAD
- TAPA CON ROSCA 11/16"

M 216
opcional
optional



MAG-CH



CV-IA



M 284

- PORCA P/PORTA BICO YAMAHO
- NUT FOR YAMAHO NOZZLE HOLDER
- TUERCA PARA PORTA-BOQUILLAS YAMAHO

Todos, exceto MJE e MJC

All except MJC and MJE Series / Todas, excepto las Series MJC y MJE

ADAPTADORES ADAPTERS

CÓDIGO CODE

CÓDIGO

JUNTA DE BORRACHA
GASKET / ANILLO DE VEBACION

PONTAS UTILIZADAS SPRAY TIPS USED / BOQUILLAS UTILIZADAS



M 259

- ADAPTADOR DE ROSCA 11/16 PARA 1/4 GÁS
- ADAPTER 11/16" THREAD (FOR 1/4" NONDRIP NOZZLE HOLDER)
- ADAPTADOR CON ROSCA 11/16" PARA PORTA-BOQUILLA ANTI-GOTEIO 1/4"



M 274/2

- ADAPTADOR COTOVELO C/ ROSCA 1/4" GÁS P/ ROSCA 11/16"
- SWIVEL ELBOW ADAPTER NOZZLE HOLDER (WITH 1/4" THREAD) FOR 11/16" THREAD
- ADAPTADOR CODO PARA PORTA-BOQUILLA ARTICULADO CON ROSCA 1/4" PARA ROSCA 11/16"



M259/1

- ADAPTADOR DE ROSCA 38MM PARA 1/4 GÁS
- ADAPTER 38mm THREAD (FOR 1/4" NONDRIP NOZZLE HOLDER)
- ADAPTADOR CON ROSCA 38 MM PARA PORTA-BOQUILLA ANTI-GOTEIO 1/4"



M 259/2

- ADAPTADOR DE ENGATE RÁPIDO P/ ROSCA 1/4" GÁS
- QUICK COUPLING ADAPTER FOR 1/4" THREAD
- ADAPTADOR DE ENGANCHE RÁPIDO PARA ROSCA 1/4"